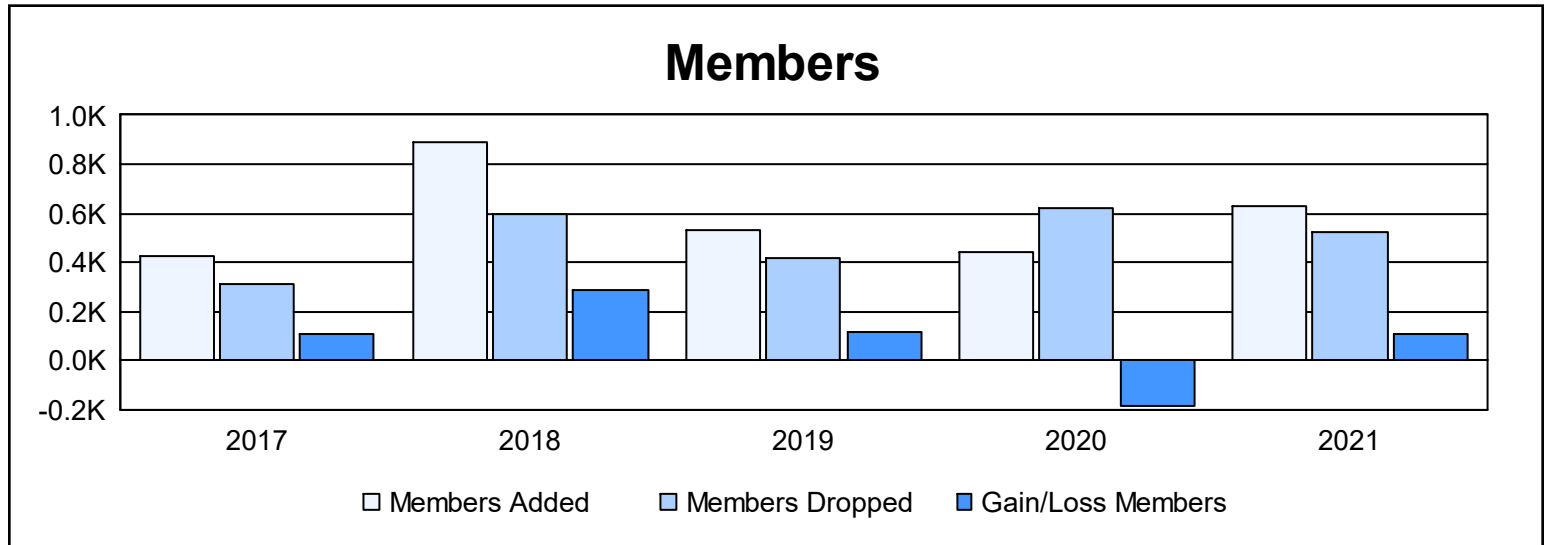
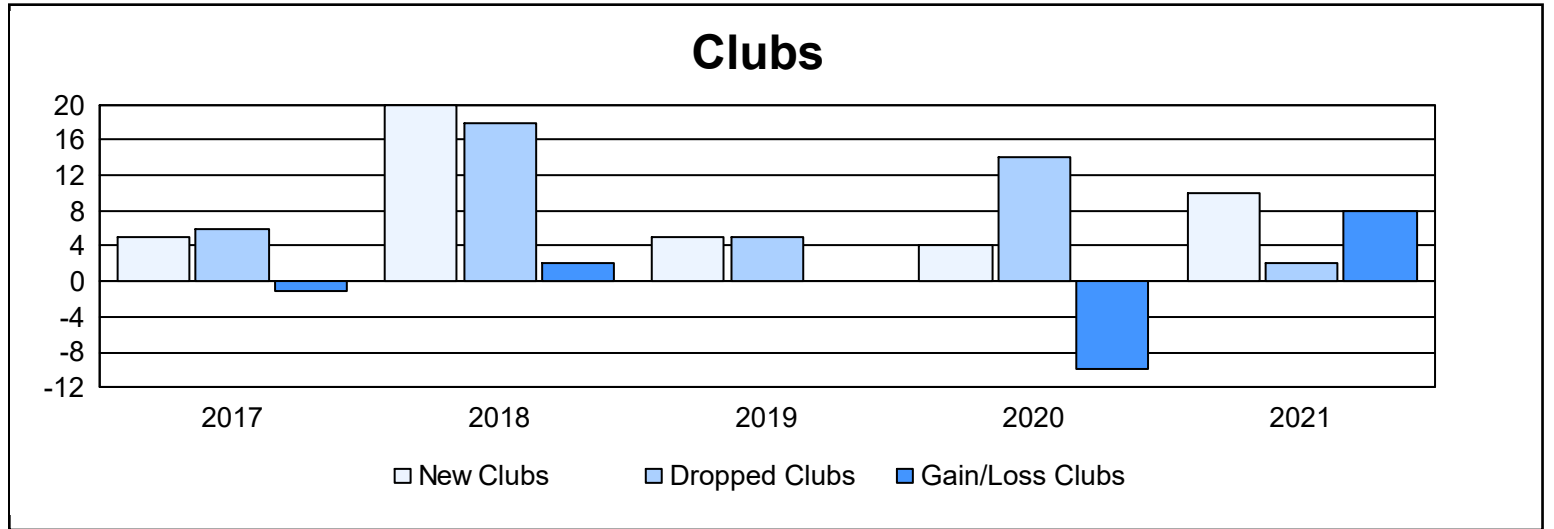
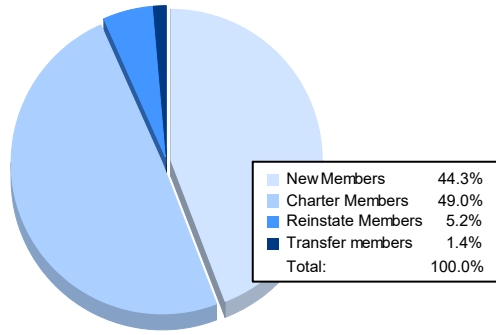


Year	New Clubs	Dropped Clubs	Gain/ Loss Clubs	New Members	Charter Members	Reinstate Members	Transfer Members	Total Member Added	Total Members Dropped	Gain/ Loss Members
2016-2017	5	6	-1	298	113	9	3	423	315	108
2017-2018	20	18	2	366	450	24	49	889	600	289
2018-2019	5	5	0	410	112	7	0	529	414	115
2019-2020	4	14	-10	293	104	40	3	440	624	-184
2020-2021	10	2	8	279	309	33	9	630	521	109
<b>Average</b>	<b>9</b>	<b>9</b>	<b>0</b>	<b>329</b>	<b>218</b>	<b>23</b>	<b>13</b>	<b>582</b>	<b>495</b>	<b>87</b>



### Membership Composition June 2021 Cumulative



### Gender Composition June 2021 Cumulative

